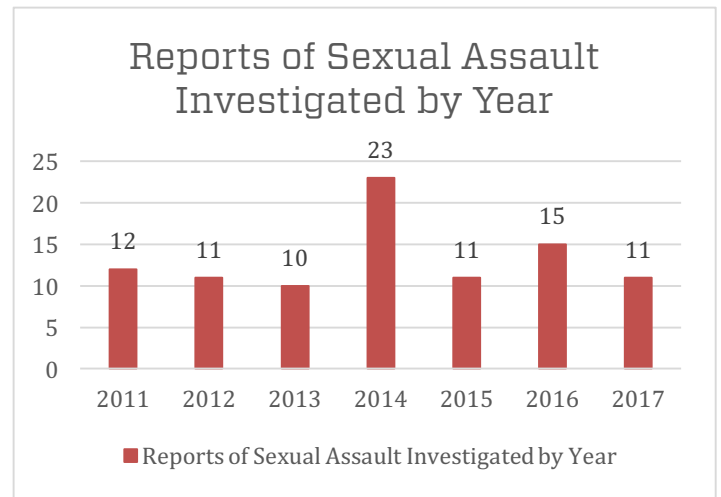
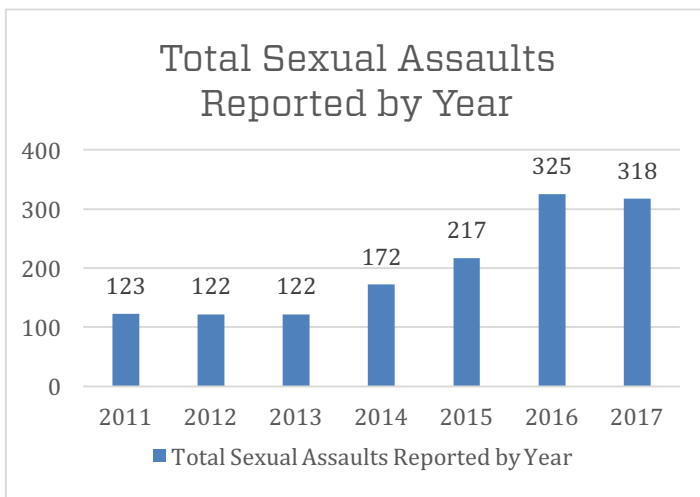


# UW-Madison Sexual Assault Reports Snapshot 2011-2017

This document provides an overview of sexual assaults reported to the University of Wisconsin-Madison and identifies the number of sexual assaults investigated by the Office of Compliance and adjudicated by the Office of Student Conduct and Community Standards since 2011. The investigation numbers also identify those found responsible and not responsible and outlines the sanctions imposed for those found responsible by the preponderance of the evidence standard. The last two pages of the report comply with Wisconsin Statute 36.11(22) and provide detailed information about the disclosures reported to UW-Madison during the last calendar year.

UWS Chapter 17, which is the code of conduct used to investigate and adjudicate cases of sexual violence cites the Wisconsin Statute 940.225: Sexual Assault. There are four degrees of sexual assault in the statute. First-third degree are related to sexual contact or intercourse without consent. Fourth degree sexual assault is sexual contact without consent including touching of intimate body parts such as buttocks, breasts, and crotch.



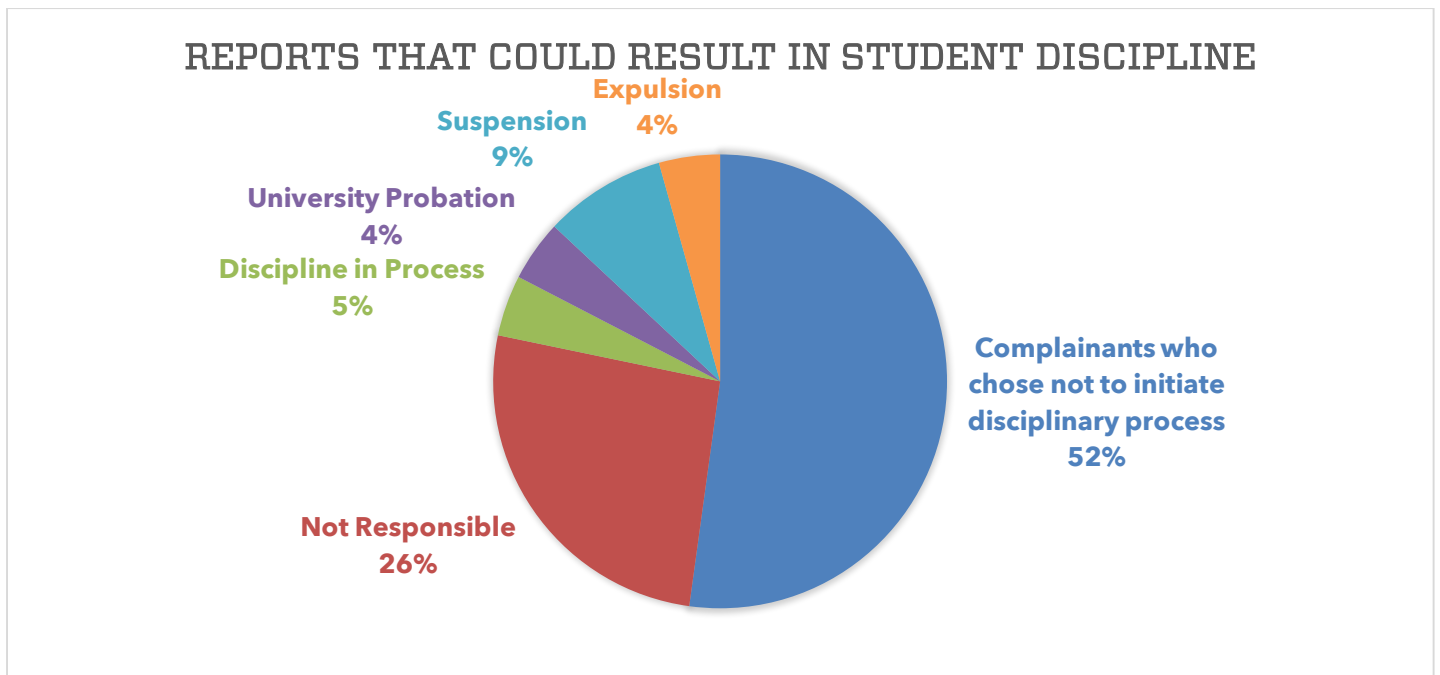
## Resolution of Sexual Assault Cases by Year

	2011	2012	2013	2014	2015	2016	2017
Investigations	12	11	10	23	11	15	11
Students Found Responsible	3	2	5	10	7	11	4
Expulsion	0	1	0	1	1	5*	0
Suspension	3	1	4	4	6	2	2
Probation (typically 4 <sup>th</sup> degree)	0	0	1	5	0	4	1
Disciplinary Process in Progress	0	0	0	0	0	0	1

\*One student accounts for 3 expulsions

Total Reports = 318

- Reports where respondent information is unknown or where respondent was unaffiliated with UW = 295
- Reports from Confidential Resources (no info. on parties involved) (173)
  
- Reports where respondent was identified and a UW student = 23
- Complainants who chose not to initiate the disciplinary process = 12
- Reports resulting in University Investigations = 11
  - Investigation Findings:
    - 5 Responsible
    - Sanctions include:
      - Expulsion = 1
      - Suspension = 2
      - University Probation= 1
      - In Process = 1
      - Not Responsible = 6



\*Reports when respondent was identified and a UW student.

Possible Additional Educational Sanctions In Addition to Expulsion, Suspension and Probation

- AODA assessment and follow up with recommended counseling
- Counseling assessment and follow up with recommended counseling
- Alcohol education (CHOICES or BASICS)
- Restrictions on participation in extra-curricular activities (e.g. a student org both parties were involved in)
- RESPECT (Restore & Engage Students for Positive Emotional Change & Transformation) Six 1:1 meetings with a Dean of Students staff member to cover healthy relationships, consent, masculinity, and other topics related to rape-culture

### Institutional Efforts on Increasing Awareness and Reporting

- Participation in and actions resulting from the AAU fall 2015 survey
- Identify a dedicated Title IX coordinator
- Improved and more frequent training
  - In person training for faculty/staff on Title IX
  - In person and online training for Campus Security Authorities under the Clery Act
  - Required additional training beyond the Tonight tutorial on sexual violence for undergraduates
  - Initiated training for graduate and professional students



# Sexual Assault Summary Report

Per UWS Ch. 36.11

## Information:

- On Campus: reflects the buildings and property of the main campus of the university.
- Non-Campus: reflects the building and property owned by the university (including student organizations) that is not considered the main campus (Arboretum, Research Stations, Greek Houses).
- Off Campus: privately owned property.
- Public Property: public property such as streets and sidewalks.
- Alcohol/ Drug use reflects known use by either individual.

## Overall Summary:

# of incidents reported: 318

# of incidents reported to confidential resources: 173

*(Confidential resources only disclose statistical information, not information that could be followed up on for investigative purposes)*

Reflects the number of incidents reported to the university between January 1, 2017 and December 31, 2017. The actual date of the incident is not reflected.

# of incidents on campus: 39 (21 in University Residence Halls)

# of incidents non-campus: 11

# of incidents off campus: 42

# of incidents on public property: 0

# of incidents at unknown locations: 226

# of incidents above unfounded after a law enforcement investigation: 0

**Total # of incidents:** 318 (21 reports of sexual assault prior to college)

**Victim and Assailant are Acquaintances:** 127 of 318 (40%)

**Unknown if Victim and Assailant are Acquaintances:** 177 of 318 (56%)

**Victim and Assailant are Not Acquaintances:** 14 of 318 (4%)

# of 1<sup>st</sup>, 2<sup>nd</sup>, and 3<sup>rd</sup> degree assaults: 42 of 318 (13%)

# of 4<sup>th</sup> degree assaults: 31 of 318 (10%)

# of unknown degree assaults: 245 of 318 (75%)

# of incidents with known Alcohol/ Drug use: 70 of 318 (22%)

---

**Victim and Assailant are Acquaintances:** 127 of 318 (40%)

# of incidents on campus: 23 (14 in University Residence Halls)  
# of incidents non-campus: 6  
# of incidents off campus: 17  
# of incidents on public property: 0  
# of incidents at unknown locations: 81  
Total # of incidents: 127

# of 1<sup>st</sup>, 2<sup>nd</sup>, and 3<sup>rd</sup> degree assaults: 31 of 127 (24%)  
# of 4<sup>th</sup> degree assaults: 14 of 127 (11%)  
# of unknown degree assaults: 82 of 127 (65%)

# of incidents with known Alcohol/ Drug use: 44 of 127 (35%)

---

**Victim and Assailant are Not Acquaintances:** 14 of 318

# of incidents on campus: 4 (2 in University Residence Halls)  
# of incidents non-campus: 0  
# of incidents off campus: 4  
# of incidents on public property: 0  
# of incidents at unknown locations: 6  
Total # of incidents: 14

# of 1<sup>st</sup>, 2<sup>nd</sup>, and 3<sup>rd</sup> degree assaults: 5 of 14 (36%)  
# of 4<sup>th</sup> degree assaults: 5 of 14 (36%)  
# of unknown degree assaults: 4 of 14 (28%)

# of incidents with known Alcohol/ Drug use: 7 of 14 (50%)

---

**Unknown if Victim and Assailant are Acquaintances:** 177 of 318

# of incidents on campus: 12 (5 in University Residence Halls)  
# of incidents non-campus: 5  
# of incidents off campus: 21  
# of incidents on public property: 0  
# of incidents at unknown locations: 139  
Total # of incidents: 177

# of 1<sup>st</sup>, 2<sup>nd</sup>, and 3<sup>rd</sup> degree assaults: 6 of 177 (3%)  
# of 4<sup>th</sup> degree assaults: 12 of 177 (7%)  
# of unknown degree assaults: 159 of 177 (90%)

# of incidents with known Alcohol/ Drug use: 19 of 177 (11%)

---